

<name>

child + family
composition
sketch to be
added

PERSONAL

- Using bullets in this section or short descriptions
- (font Atkinson Hyperlegible)
- In 1 or 2 columns
-
-

STROKE

Using bullets in this section or short descriptions + include icons (slide 2) for mobility/sensory/cognitive impairments

CARE GIVERS

- Using bullets in this section or short descriptions
-

STORY 1

This text box will allow max 250 words in

Garamond font size 10, working with bullet points is also an option and you might consider integrating the accessibility gradient icon

“Consider including a quote either here or in the story block below. (font Atkinson Hyperlegible)”

STORY 2

This text box will allow about 200 words in Garamond font size 10

Room to include
photos/ sketch/
schematic

Please use
symbols on slide
2 to tailor this
care map

CARE MAP

Option: to here mention a place that is no longer accessible/ no longer a place the child goes to/enjoys going

STORY 3

This text box will
allow about 200 words
in Garamond font size 10




For you to use in the stroke profile:

what do we need to add?



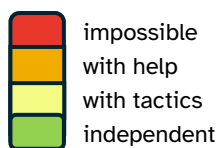
For you to use in your care map:

what do we need to add?

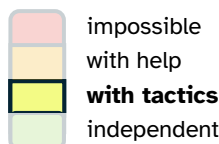


Where relevant this 'accessibility gradient' can be integrated alongside a

scenario (based on Vermeersch & Heylighen, 2015, also see Eisazadeh et al, 2025)



impossible
with help
with tactics
independent



impossible
with help
with tactics
independent

If you would like to use other colours (e.g. in your graphics)

Build care graphics info

colour profile



RGB: 231; 56; 43
CMYK: 3; 93, 95, 0



RGB: 43; 45; 64
CMYK: 82; 76, 49, 50



RGB: 38; 61; 147
CMYK: 100; 92, 4, 0



RGB: 241; 172; 62
CMYK: 4; 35, 87, 0